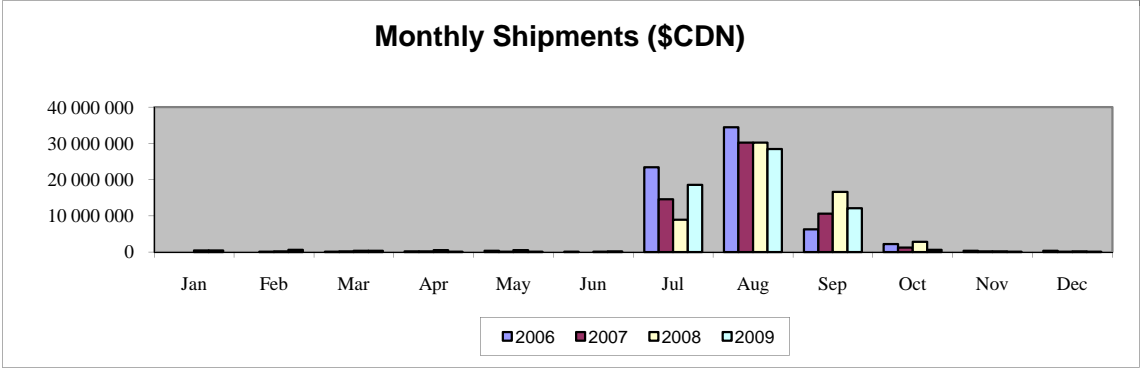

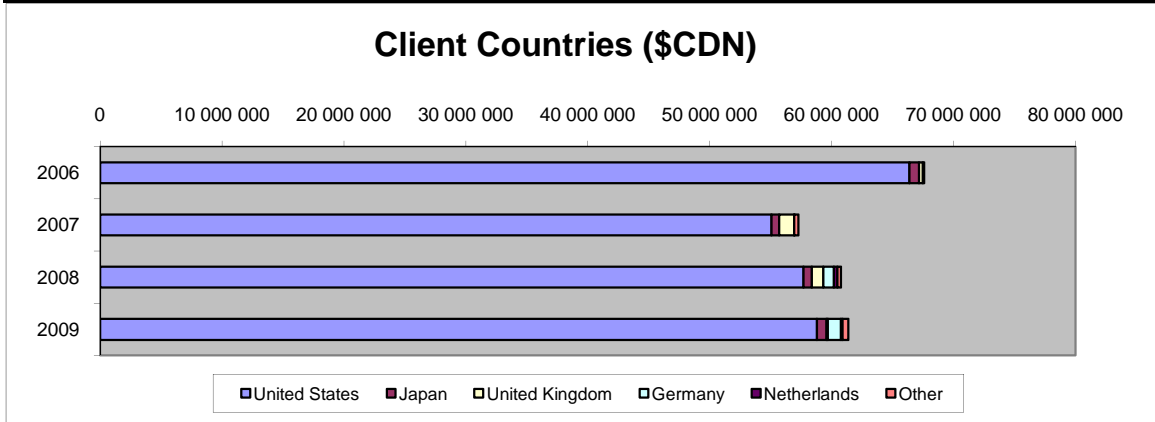


Canada's Agri-food

Fresh Blueberry (high-bush and low-bush) Exports to All Countries

HS CODE:	VALUE (\$ Can)				QUANTITY (KGM)			
	0810.40	2006	2007	2008	2009	2006	2007	2008
TOTAL:	67 583 577	57 282 517	60 757 568	61 357 234	15 914 567	12 770 072	17 050 586	19 236 963
1 United States	66 376 083	55 058 488	57 680 357	58 791 591	15 765 828	12 381 429	16 664 410	18 636 378
2 Japan	790 725	631 769	691 958	787 941	91 810	89 085	73 814	78 098
3 United Kingdom	323 494	1 226 491	957 343	98 675	45 688	201 075	82 923	12 878
4 Germany	0	20 544	854 585	1 082 685	0	1 338	166 923	329 221
5 Netherlands	0	0	286 725	129 960	0	0	18 335	48 988
6 Hong Kong	31 991	113 136	68 052	93 253	5 277	36 000	7 606	18 309
7 Taiwan	12 467	93 866	76 392	50 833	1 777	21 249	10 560	7 729
8 Australia	0	0	96 901	119 520	0	0	21 773	43 545
9 Belgium	0	50 085	43 963	0	0	21 773	3 867	0
10 Iceland	0	88 080	0	0	0	18 106	0	0
11 Spain	0	0	0	59 346	0	0	0	24 494
12 Italy	0	0	0	59 346	0	0	0	24 494
13 Egypt	44 643	0	0	0	3 625	0	0	0
14 Indonesia	0	0	0	42 803	0	0	0	4 531
15 Singapore	0	0	0	32 953	0	0	0	6 843
16 Switzerland	4 118	0	0	0	552	0	0	0
17 China, P. Rep.	0	0	0	3 456	0	0	0	700
18 Thailand	0	0	0	3 448	0	0	0	596
19 Malaysia	0	0	1 130	0	0	0	346	0
20 France	28	0	0	1 084	5	0	0	132
21 St Pierre-Miq.	28	58	162	340	5	17	29	27

Fresh Blueberry (high-bush and low-bush) Exports to All Countries



Source: Statistics Canada